

Quality Performance System

The Division of Early Learning

Welcome to the Division of Early Learning's Quality Performance System (also known as QPS). QPS houses quality initiatives that are available to providers in the State of Florida.



Program Assessment

All School Readiness providers serving children birth to kindergarten entry must register for program assessment by completing the registration process.

[LAUNCH](#)



Best Practices in Inclusive Early Childhood Education (BPIECE)

BPIECE provides a framework that builds a bridge between research on inclusion and practices in early childhood education settings.

[LAUNCH](#)



Cost of Quality Tuition Calculator

The Tuition Calculator is intended to assist providers in determining the cost of care. This tool will allow analysis of actual expenditures against current and/or forecasted revenues to help inform program operations and tuition rates.

[LAUNCH](#)

More Quality Initiatives

Contact your early learning coalition or the Division of Early Learning at qualityperformance@del.fldoe.org if you are interested in participating in any of these optional quality init

Pyramid Model for Promoting Social-Emotional Competence in Early Childhood Classrooms

FSU 10 Components of Quality Infant & Toddler Care

FSU 10 Components provides a framework that bridges




HOME STAFF CLASSROOMS **PROGRAM ASSESSMENT** TUITION CALCULATOR BPIECE

- PA Home
- Provider Profile
- Registrations
- Composite Scores**
- Improvement Plans
- Notifications

Quality Performance System

The Division of Early Learning


Welcome to the Division of Early Learning (also known as QPS). QPS houses quality initiatives that are available to providers in the State of Florida.



Program Assessment

All School Readiness providers serving children birth to kindergarten entry must register for program assessment by completing the registration process.


LAUNCH



Best Practices in Inclusive Early Childhood Education (BPIECE)

BPIECE provides a framework that builds a bridge between research on inclusion and practices in early childhood education settings.

LAUNCH



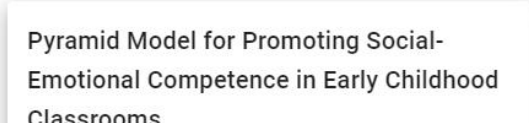
Cost of Quality Tuition Calculator

The Tuition Calculator is intended to assist providers in determining the cost of care. This tool will allow analysis of actual expenditures against current and/or forecasted revenues to help inform program operations and tuition rates.

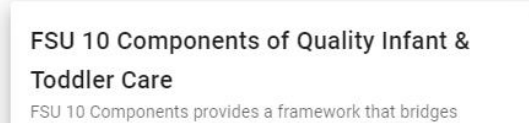
LAUNCH

More Quality Initiatives

Contact your early learning coalition or the Division of Early Learning at qualityperformance@del.fldoe.org if you are interested in participating in any of these optional quality initiatives.



Pyramid Model for Promoting Social-Emotional Competence in Early Childhood Classrooms



FSU 10 Components of Quality Infant & Toddler Care

FSU 10 Components provides a framework that bridges



PA Home > Composite Scores

Composite Scores

This page contains all composite scores that you have received.

Composite Score	Infant/Toddler Score	VPK Score	Date Generated ↓	Program Year(s)	Actions
5.49	5.68		2022-03-09	2022-23, 2023-24	⋮
4.05	3.18		2020-02-12	2020-21	⋮
4.05	3.18		2020-02-12	2021-22	⋮
4.41	4.29		2019-03-11	2019-20	⋮

Rows per page: 5 1-4 of 4

Program Status

Biennial Composite

Congratulations! You are eligible to contract with your coalition. Your coalition will contact you with further details.

[VIEW REGISTRATION](#)

2022-2023 Composite Score

5.49 Rated on 2022-03-09

Notifications

ALL COMMENTS EVENTS

- Provider submitted the monthly roster for (2/2023)
02/01/2023 2:17 PM
- Provider submitted the monthly roster for (1/2023)
01/09/2023 3:22 PM
- Provider submitted the monthly roster for (12/2022)
12/05/2022 5:36 PM
- Provider submitted the monthly roster for (11/2022)
11/07/2022 1:00 AM

[Show more](#)

Composite Scores

This page contains all composite scores that you have received.

Composite Score	Infant/Toddler Score	VPK Score	Date Generated ↓	Program Year(s)	Actions
5.49	5.68		2022-03-09	2022-23, 2023-24	⋮
4.03	3.18		2020-02-12	2020-21	⋮
4.03	3.18		2020-02-12	2021-22	⋮
4.41	4.29		2019-03-11	2019-20	⋮

Rows per page: 5 ▾

1-4 of 4 < >