



Monthly Town Hall Meeting

3/14/2023



3/14/2023 Agenda

- Welcome
- VPKFAST Assessment
- ASQ and ILP's
- Trainings in March
- Questions



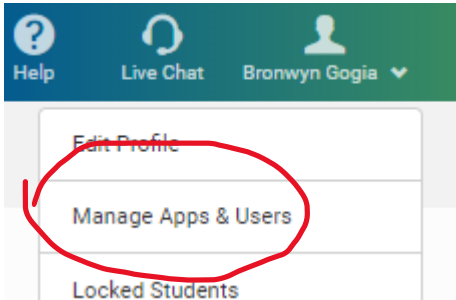
VPK Assessment

Issues still occurring with Renaissance VPK Assessment website

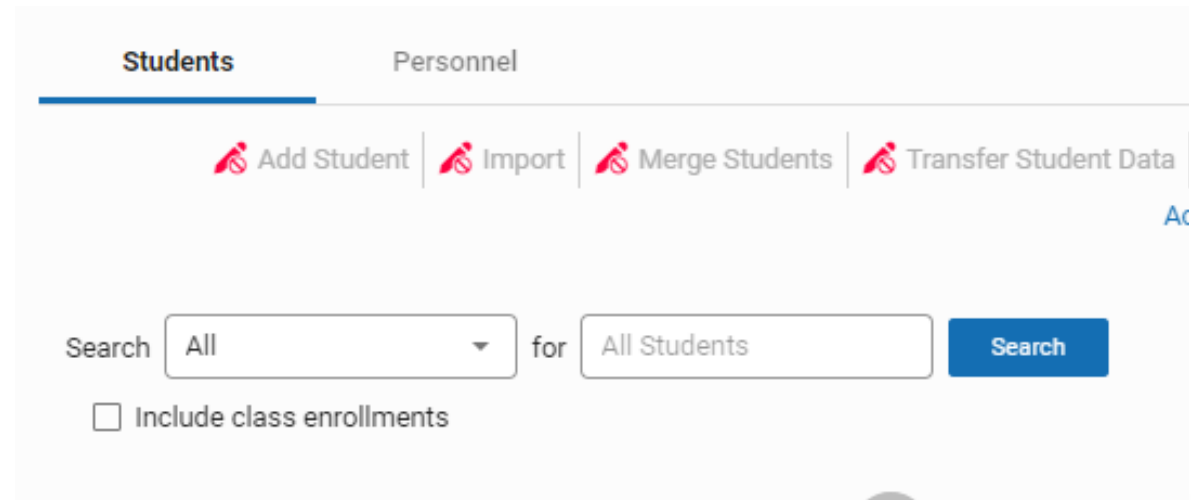
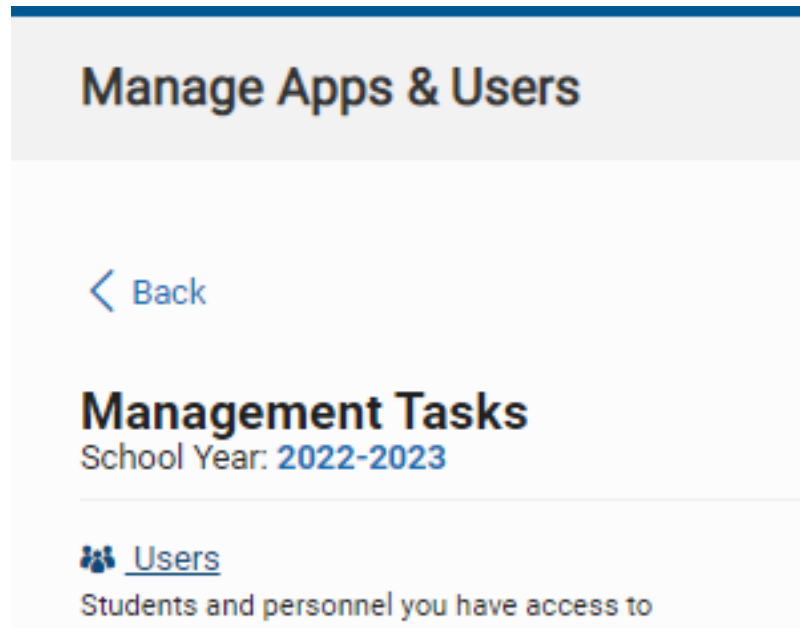
- One person per email, choose one person to use site email and one to use different email.
- PM2 wrapping up, what to do if a child is not assessed?
- PM3 should be completed at least 1 week before your program ends. If you need your testing dates, contact your ECS, Bron, or Sharyn.



What To Do If A Child Is Not Assessed

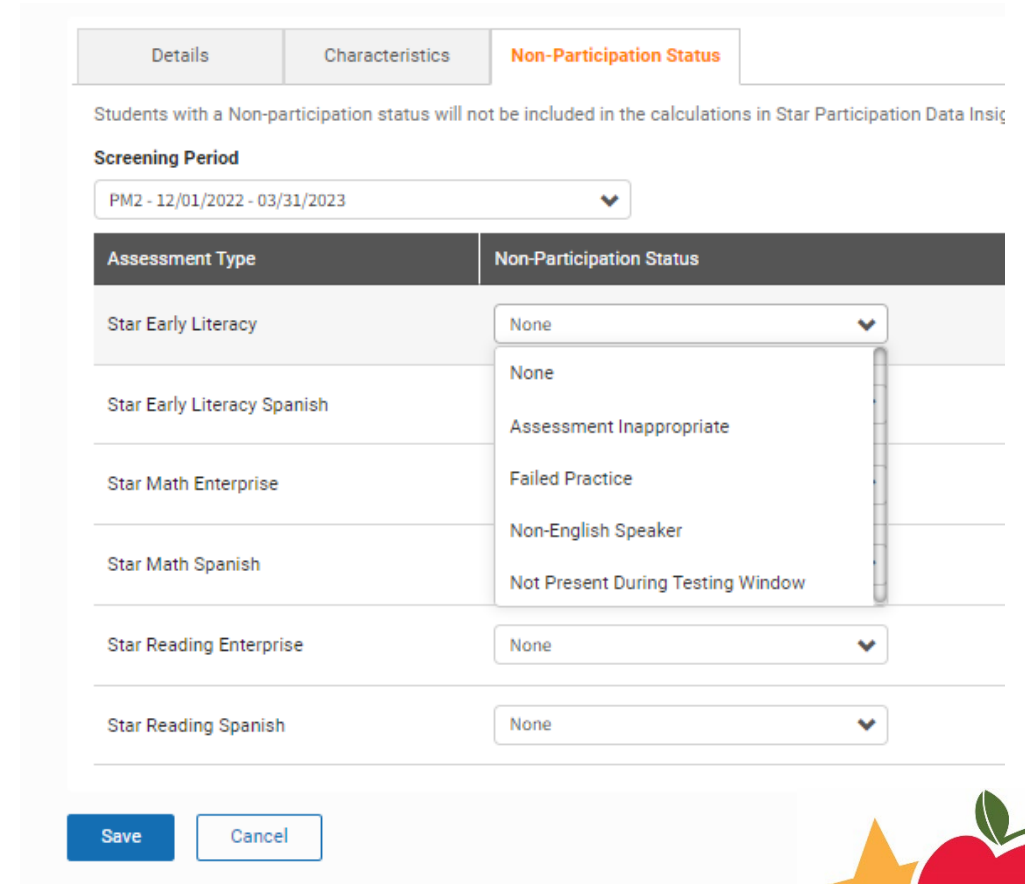
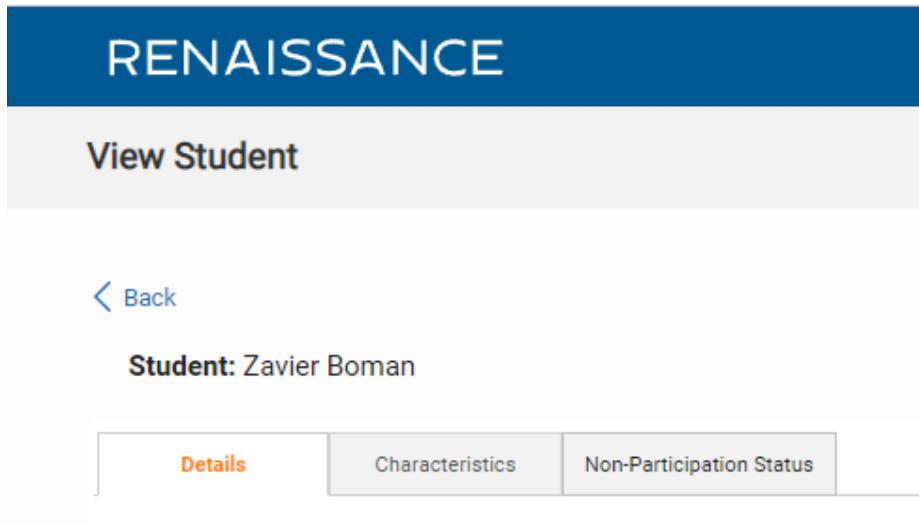


Start at the dropdown in the upper right corner of the page, go to Manage Apps and Users. On the next page choose Users, Students, and Search All.



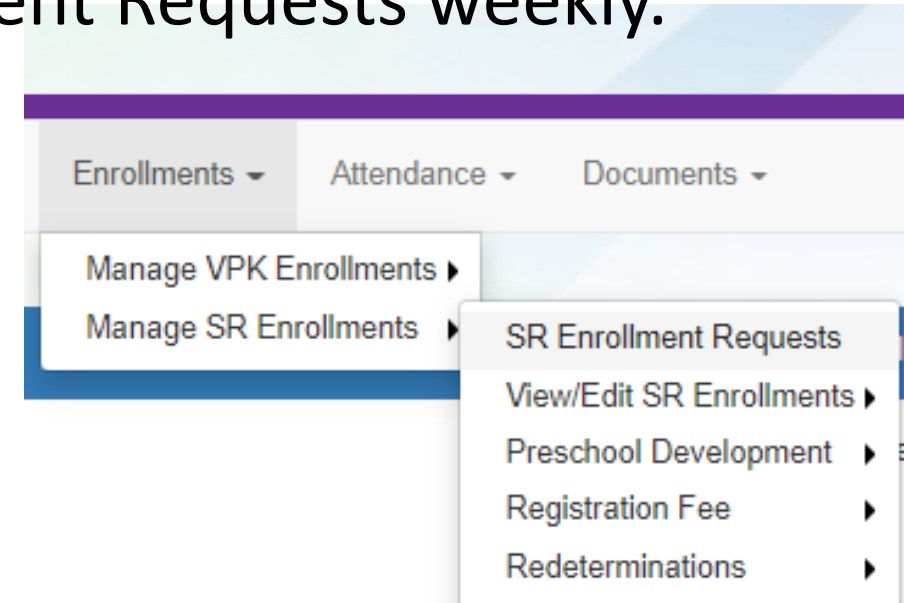
What To Do If A Child Is Not Assessed

On the list of children, choose the child you need and open by clicking on their name. Choose the Non-Participation Status Tab and open the dropdown next to Star Early Literacy. Choose the reason in the dropdown then Save and close.



ASQ Issues

Please remember to check your SR Enrollment Requests weekly.
After 10 days the request times out!



Be sure to Accept or Reject the requests. Failure to do so could result in Non-Compliances. These Enrollment Requests can affect your ASQ Completion and may affect payment.



ASQ Re-Screens



- What happens when a Re-Screen is requested?
 - Activities are sent or can be found on Brookes ASQ online website.

Documents

View/Print Documents

Create Document

Communication

Activities to Help Your Baby Grow and Learn

Your baby now has many different sounds and a lot to say. She likes to play with sounds, such as "ba ba ba," and is learning that some sounds mean special people, such as "dada" and "papa." She understands some words and directions now and will soon say the names of familiar people or things.

Following Directions Help your baby learn to listen and follow simple directions. Try simple directions, such as "Show me Grandma," "Wash your tummy," or "Hold the diaper." When baby responds or follows the direction, be sure to let him know you notice: "Oh, there's Grandma" or "Thank you for holding the diaper."

Grocery Time Is Learning Time When you go to the food market, talk to baby about what she is seeing. Let her hold a small box or a piece of fruit. Point out signs in the store and read them to your baby: "That sign says apples. Let's get some nice red apples."

The Phone Game Talk to your baby on a play phone or an old cell phone. Be sure to remove the battery before giving it to baby. When there are two phones, you can both "talk," even though baby may only make her baby sounds or pretend to listen. Your baby will have fun carrying on a conversation just like big people.

Sleep Waltz At naptime or bedtime, hold your baby close and dance together to some quiet music. Your baby has probably spent a lot of time exploring during the day. Now she needs some cuddling. This communicates to baby a feeling of closeness and intimacy.

Just My Voice When baby is awake and alert, turn off the television and other household sounds so that he only hears your voice. This helps baby hear the sounds of words more clearly. Hum and sing just for baby's pleasure. Ask baby, "Can you hear a bird? Can you hear the rain?"

Baby Babble Game When your baby makes a sound, such as "ba," repeat the sound back: "Ba ba ba." Your baby will enjoy playing with sounds and making conversation.

Applause, Applause When baby does something new or fun, give baby a hand. Clap and say, "Yeah!" Baby will love the attention and may start to clap, too!

Reading Fun Read to your baby every day. Cuddle up, get close, and make this a special time together. Point to pictures in books or ask her to find something: "Where's the kitty? Where are baby's socks?"

Social-Emotional Activities for Babies 12 Months Old			
Keep a home routine for eating, sleeping, diapering, and playtime. Talk to your baby about routines and what will be next. This will help her feel secure.	Let your baby know every day how much you love him and how special he is—when he wakes up in the morning and when he goes to sleep at night.	Play on the floor with your baby every day. Crawl around with her, or just get down and play on her level. She will really enjoy having you to herself.	Play simple games with your baby, such as Pat-a-cake, Peekaboo, and Hide and Seek, or chase each other. Laugh and have fun together!
Your baby can "help" you while you are making dinner. Have a drawer or cupboard that is full of safe kitchen items, such as measuring cups and big spoons, that he can empty.	Play gentle tickle games with your baby, but make sure to stop when she lets you know she has had enough. Watch her carefully and you will know.	Dance to music with your baby. Hold his hands while he bends up and down. Clap and praise him when he "dances" by himself.	Play name games with your baby, such as "Where is Rita?"
Go on a walk to a park or a place where children play. Let your baby watch them and visit a little if he is ready.	Play with child-safe mirrors* with your baby. Make silly expressions and talk to your baby about what she is seeing in the reflection.	Twirl your baby around. He will enjoy a little rough-and-tumble play, but make sure you stop when he has had enough.	Read together with your baby. Before naptime and bedtime are great times to read together. Let your baby choose the book and snuggle up!
Let your baby have as many choices as possible about foods, clothing, toys, and events. She will enjoy making choices.	Invite a friend over who has a baby or young child. Make sure you have enough toys for both children. It is a little early for them to know about sharing.	Sit on the floor with your baby and roll a ball back and forth. Clap your hands when your baby pushes the ball or "catches" the ball with his hands.	*When you are dressing or diapering your baby, talk about her body parts and show her your body parts. Say, "Here is Daddy's nose. Here is Destiny's nose."

*Be sure to review safety guidelines with your health care provider.

ASQ Questions contact Ivonne at
239-935-6143,
Ivonne.Orengo@elcofswfl.org



Change to ELC Meetings and Trainings

- Please disregard any Zoom links you may have for trainings or meetings.
- All virtual meetings and trainings will now be hosted on TEAMS.
- **The instructions to use TEAMS are as follows:**
 - Go to the meeting invite and select Join Microsoft Teams Meeting. That will open a web page, where you'll see two choices: Download the Windows app and Join on the web instead. If you join on the web, you can use either Microsoft Edge or Google Chrome. Your browser may ask if it's okay for Teams to use your mic and camera.
 - You will be sent a unique invitation for the meetings and trainings. If it is a meeting, there will be a Constant Contact blast sent out with the invitation. For trainings, all those registered will be sent the invitation and instructions.
 - For any questions, please email Bronwyn.Gogia@elcofswfl.org or Cheryl.Carpenter@elcofswfl.org.

Trainings in March

- March 15 Introduction to ASQ-3 (FULL)
 - March 15 Effective Interaction for Toddler Classrooms (FULL)
 - March 16 Code Dr. Seuss – Disaster Training
 - March 22 Importance of Attachment and the Developing Brain
 - March 29 Effective Interaction for Pre-K Classrooms (FULL)
 - March 30 STEAM – Kindergarten Readiness Presentation (Web Ex)
 - Sign up for all classes on the ELC website
-
- Make sure you use the invitation for TEAMS that is sent to you to attend any of these classes.

Trainings in April

- April 8 CPR & First Aid, call 239-357-7970 to register, \$25/1 class, \$50/both classes.
- April 20 Don't Catch it or Spread it, Infectious Diseases.
- Sign up for all classes on the ELC website
- Make sure you use the invitation for TEAMS that is sent to you to attend any of these classes.

Provider Profiles

- 2023-2024 Profiles are ready
- Must be completed by March 31, 2023
- Angelica.Zavala@elcofswfl.org



Announcements & Questions?

- Announcements
- Provider Questions from the Chat Box





Thank you!

Town Hall Meetings have returned to monthly

Next Meeting

Tuesday, April 11 at 1:30 pm

**Thank you for your continuing support of
children and families!**

